

<h1 style="margin: 0;">通用继电器</h1>	<h1 style="margin: 0;">HJQ-15F-2</h1>
-----------------------------------	---------------------------------------

- QC&PC terminals
- High dielectric strength 3,000VAC
- Class B/F available
- Conform to RoHS,ELV directive



09002030497
 E173485
 R50031316

ORDERING CODE 订购代码

HJQ-15F-2 — <u>S</u> — <u>Z</u> — <u>S</u> (TBF-1) <u>T</u> / <u>12VDC</u>						
1	2	3	4	5	6	7
1. Relay Model 继电器型号 2. S: Sealed 密封 SV: Vent hole K: Open Type 敞开型 3. 触点转换形式 H: Form A , D: Form B, Z: Form C 4. Special Code 特殊代号 Nil:Standard, S:Special requirement						5. Insulated Level 绝缘等级 TBF-1: Class F级 Nil: 标准 6. T: 触点与线圈间耐压2500VAC Nil: 触点与线圈间耐压1500VAC 7. Coil Nominal Voltage 线圈额定电压 5,6,9,12,18,24,48,110VDC

COIL DATA 线圈参数 (at 20°C)

Nominal Voltage额定电压(VDC)	5	6	9	12	24	48	110	0.93W
Coil Resistance线圈阻值($\Omega \pm 10\%$)	27	39	87	155	620	2480	13010	
Rated Current额定电流(mA)	186	155	103	77.5	39	19	9	
Max Operate Voltage 最大吸合电压(VDC)	3.75	4.5	6.75	9	18	36	82.5	
Min Release Voltage最小释放电压(VDC)	0.5	0.6	0.9	1.2	2.4	4.8	11	
Max Applicable Voltage 最大过载电压	70°C时额定电压的130%，23°C时额定电压的170%							

CONTACT DATA 触点参数

Contact Form触点形式	1H/1D/1Z
Contact Material触点材料	Silver Alloy
Load负载	Resistive load(COS Φ =1)
Contact Ratings触点负载	1H: 25A(30A) 240VAC/20A 28VDC 1D: 15A 240VAC/10A 28VDC 1Z: 20A/10A 240VAC/28VDC
Minimum load 最小负载	500mA 5VDC
Max Switching Voltage最大转换电压	250VAC/30VDC
Max Switching Current最大转换电流	30A
Max Switching Power 最大转换功率	7200VA/560W
Contact Resistance接触电阻	100m Ω Max at 6VDC 1A
Life Expectancy寿命	Electrical 电气寿命: 100, 000 Operations(at30Operations/minute)
	Mechanical机械寿命: 10, 000, 000 Operations(at300Operations/minute)

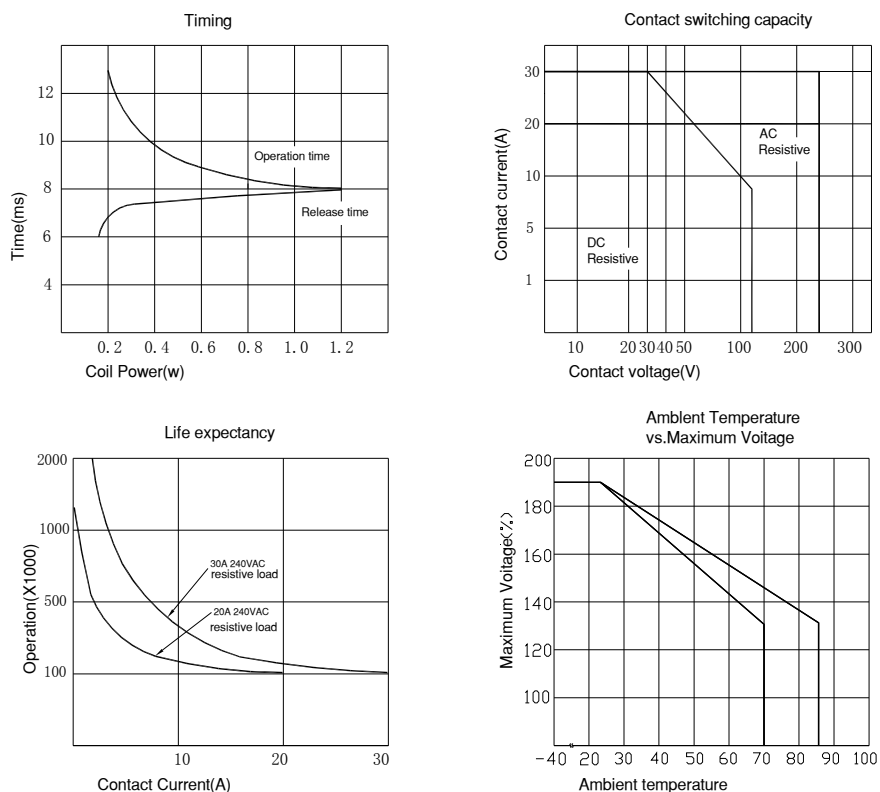
■ CHARACTERISTICS DATA 性能参数

Insulation Resistance绝缘阻值	100MΩ Min at 500VDC
Dielectric Strength Between Open Contacts触点间耐压	1500VAC(for one minute)
Between Contacts and coil触点与线圈间耐压	1500VAC/2500VAC(for one minute)
Operate Time吸合时间	15ms
Release Time释放时间	10ms
Temperature Range环境温度	-40°C to +70°C (Class F: 85°C)
Shock Resistance冲击	Operating Extremes动作极限: 10G
	Damage Limits破坏极限: 100G
Vibration Resistance振动	10-55Hz, 1.5mm
Max. switching frequency最大转换频率	Mechanical: 18,000operations/hr
	Electrical: 1,800operations/hr
Humidity湿度	40-85%
Weight重量	Approx 36g
Safety Standard安全标准	UL cUL CQC TÜV

■ APPROVED STANDARDS 安全标准

Model(型号)	Coiling rating (线圈电压)	Safety Standard (安全标准)	Contact rating (触点负载)
HJQ-15F-2	3 to 110VDC	TÜV	H: 30A 240VAC 25A 28VDC
			D: 15A 240VAC 10A 28VDC
			Z(NO): 20A 240VAC/28VDC Z(NC): 10A 240VAC/28VDC
	5 to 48VDC	UL/cUL	NO: 25A 240VAC/28VDC NC: 15A 240VAC/28VDC
			NO: 30A 240VAC NC: 20A 240VAC
			NO: TV-5(5A 120VAC) NO: 1HP 125VAC 2HP 277VAC NC: 1/4HP 125VAC 1/2HP 277VAC
		CQC	NC: 20A 240VAC NO: 30A 240VAC

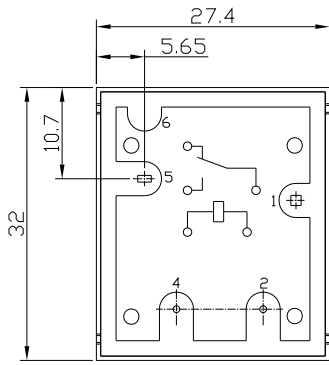
■ ENGINEERING DATA 设计参数



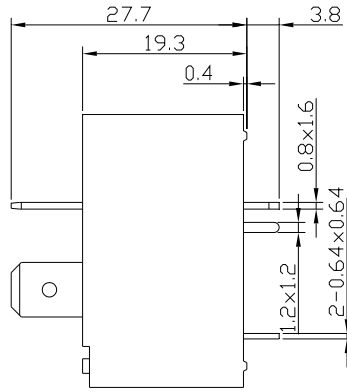
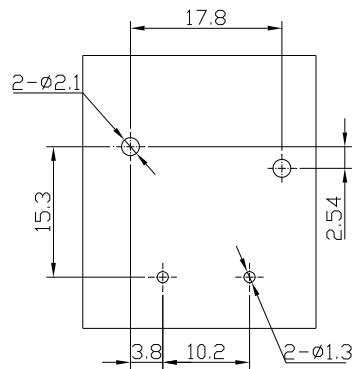
■ OVERALL AND MOUNTING DIMENSIONS 安装图

H 型 :

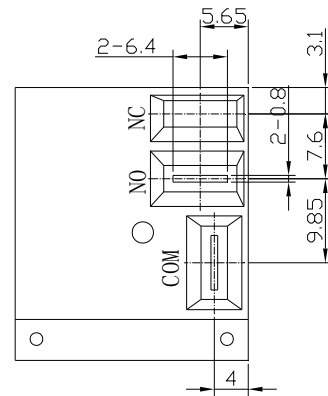
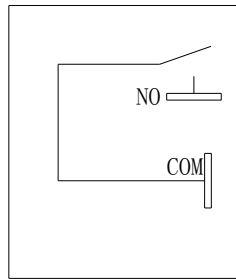
外形图



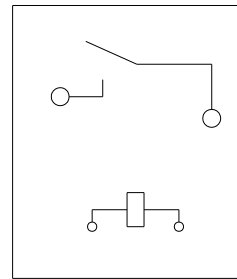
安装孔尺寸图
(底视图)



接线图
(顶视图)

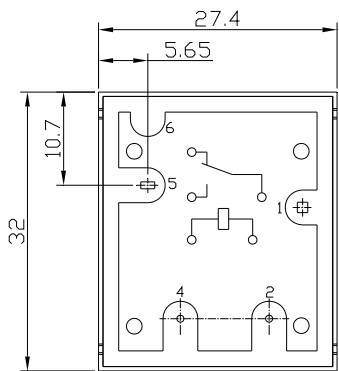


接线图
(底视图)

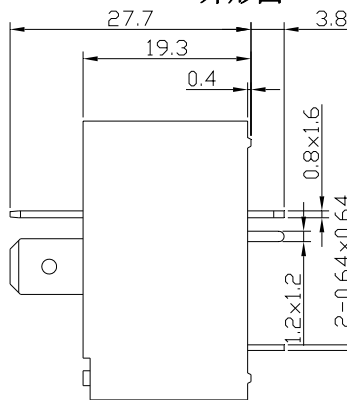
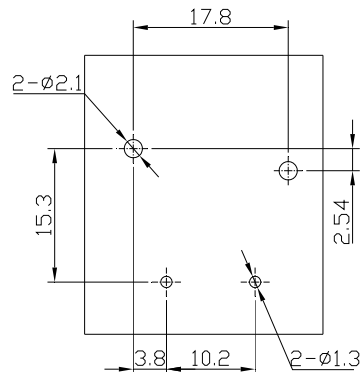


H-S 型 :

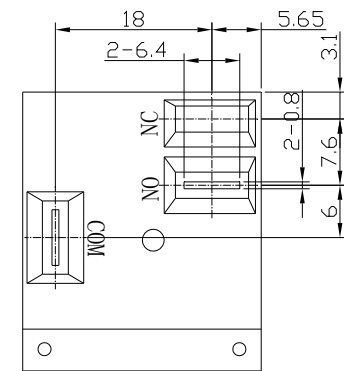
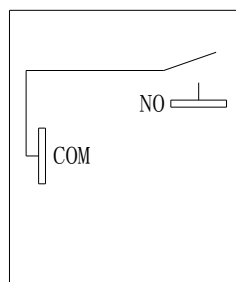
外形图



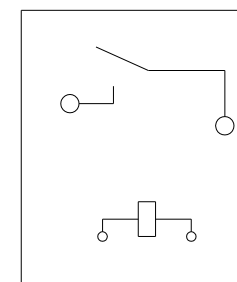
安装孔尺寸图
(底视图)



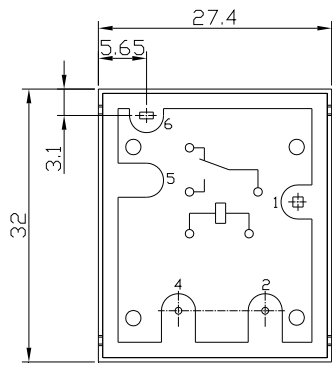
接线图
(顶视图)



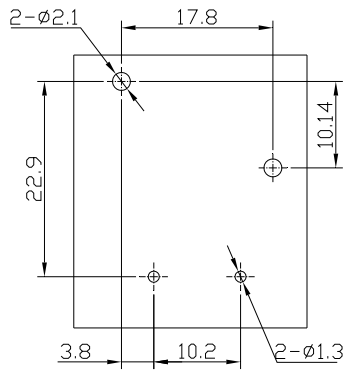
接线图
(底视图)



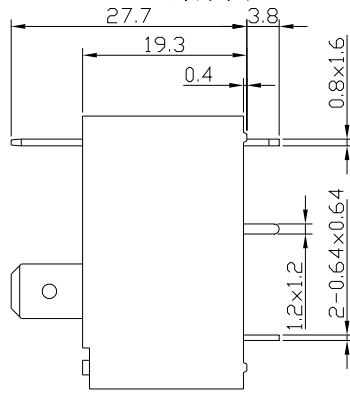
D 型:



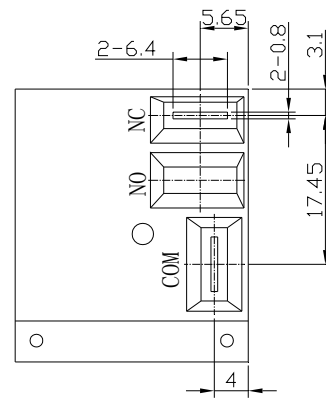
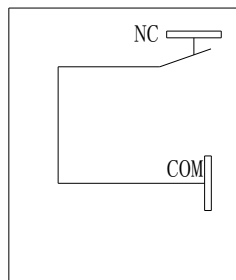
安装孔尺寸图
(底视图)



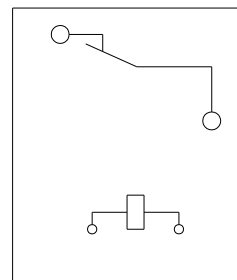
外形图



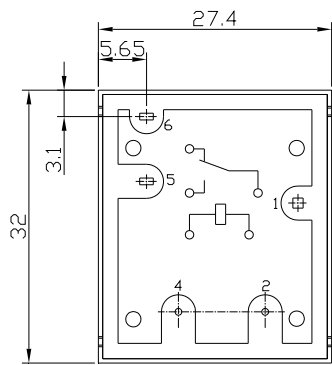
接线图
(顶视图)



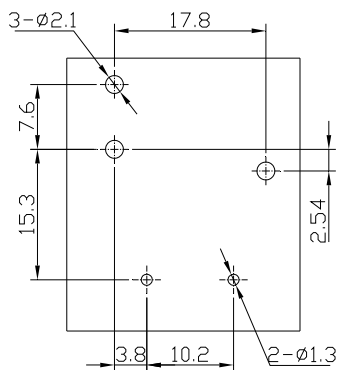
接线图
(底视图)



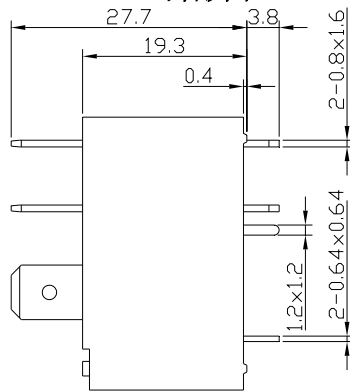
Z 型:



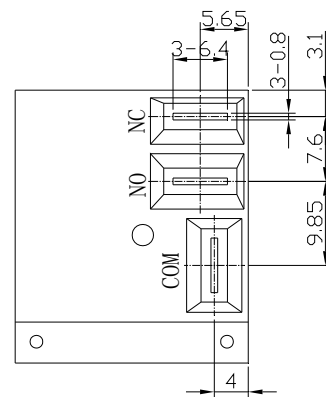
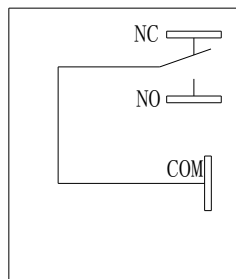
安装孔尺寸图
(底视图)



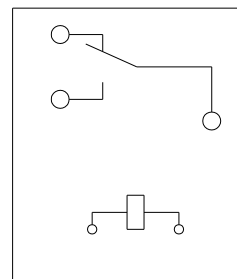
外形图



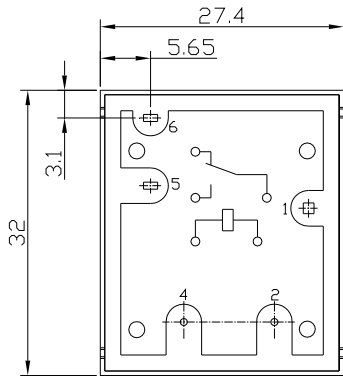
接线图
(顶视图)



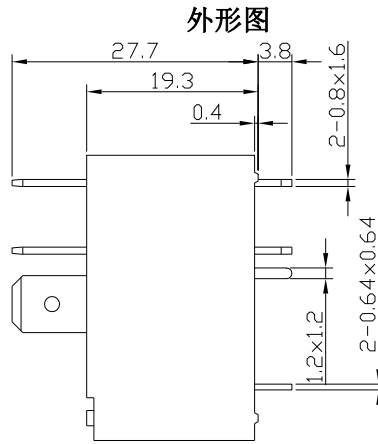
接线图
(底视图)



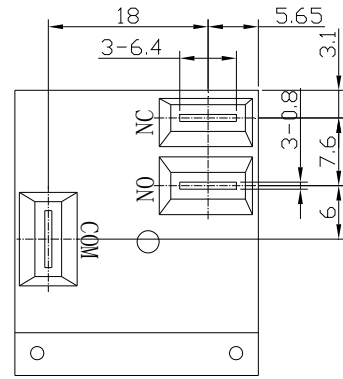
Z-S 型 :



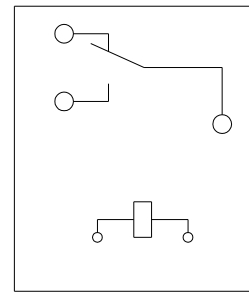
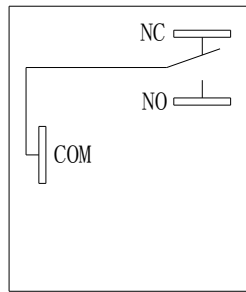
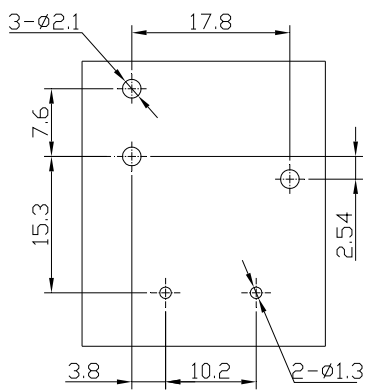
**安装孔尺寸图
(底视图)**



**外形图
接线图
(顶视图)**



**接线图
(底视图)**



备注: 1) 产品部分外形尺寸中未注尺寸公差: 当外形尺寸 $\leq 1\text{mm}$ 时, 公差为 $\pm 0.2\text{mm}$; 当外形尺寸在 $1\sim 5\text{mm}$ 时, 公差为 $\pm 0.3\text{mm}$; 当外形尺寸 $> 5\text{mm}$ 时, 公差为 $\pm 0.4\text{mm}$ 。
2) 安装孔尺寸中未注尺寸公差均为 $\pm 0.1\text{mm}$ 。

声明:

本产品规格书仅供客户使用时参考, 如有更改, 恕不另行通知。