


<h1>PCB 继电器</h1>	<h1>TRG1N</h1>
------------------	----------------

- 16A switching capability
- SPST-NO configuration
- Standard PC layout
- Dielectric strength 4kV(between coil and contacts)
- Products which coincident with TV-8 products are available
- Conform to RoHS,ELV directive



ORDERING CODE 订购代码

<u>TRG1N</u> <u>L</u> — <u>12VDC</u> — <u>S</u> — <u>H</u> <u>xx</u> 1 2 3 4 5 6	1. Relay Model 继电器型号 2. Coil Power 线圈功率 D=0.8W, L=0.4W, M=0.2W 3. Coil Nominal Voltage 线圈额定电压 3,5,6,9,12,18,24,48VDC 4. 封装形式: S: 塑封型 Nil: 防焊剂型	5. 触点转换形式 H: Form A 6. 特殊代码 Nil: 标准Standard xx: 客户代码 Customer special requirement Ex: 防爆
--	---	---

COIL DATA 线圈参数 (at 20°C)

Nominal Voltage 额定电压(VDC)	3	5	6	9	12	18	24	48	
Coil Resistance 线圈阻值(Ω ±10%)	45	125	180	405	780	1620	2880	11520	0.2W
Rated Current 额定电流(mA)	66.67	40	33.33	22.22	16.67	11.11	8.33	4.17	
Max Operate Voltage 最大吸合电压(VDC)	2.25	3.75	4.5	6.75	9	13.5	18	36	
Min Release Voltage 最小释放电压(VDC)	0.15	0.25	0.3	0.45	0.6	0.9	1.2	2.4	
Coil Resistance 线圈阻值(Ω ±10%)	22	62	90	202	360	810	1440	5760	0.4W
Rated Current 额定电流(mA)	133.3	80	66.67	44.44	33.33	22.22	16.67	8.33	
Max Operate Voltage 最大吸合电压(VDC)	2.25	3.75	4.5	6.75	9	13.5	18	36	
Min Release Voltage 最小释放电压(VDC)	0.15	0.25	0.3	0.45	0.6	0.9	1.2	2.4	
Coil Resistance 线圈阻值(Ω ±10%)	/	31	45	101	180	405	720	2880	0.8W
Rated Current 额定电流(mA)	/	160	133.33	88.89	66.67	44.44	33.33	16.67	
Max Operate Voltage 最大吸合电压(VDC)	/	3.75	4.5	6.75	9	13.5	18	36	
Min Release Voltage 最小释放电压(VDC)	/	0.25	0.3	0.45	0.6	0.9	1.2	2.4	
Max Applicable Voltage 最大过载电压	70°C时额定电压的 130%，23°C时额定电压的 170%								

CONTACT DATA 触点参数

Contact Form 触点形式	1H
Contact Material 触点材料	Silver Alloy
Load 负载	Resistive load(COS Φ 1)
Contact Ratings 触点负载	16A 250VAC/277VAC TV-8 250VAC

Minimum load 最小负载	100mA 5VDC
Max Switching Voltage最大转换电压	250VAC
Max Switching Current最大转换电流	16A
Max Switching Power 最大转换功率	4000VA
Contact Resistance接触电阻	100mΩ Max at 6VDC 1A
Life Expectancy寿命	Electrical 电气寿命: 1x10 ⁵ Operations(16A, 1s on 9s off)
	Mechanical机械寿命: 5x10 ⁶ Operations(at 300 Operations/minute)

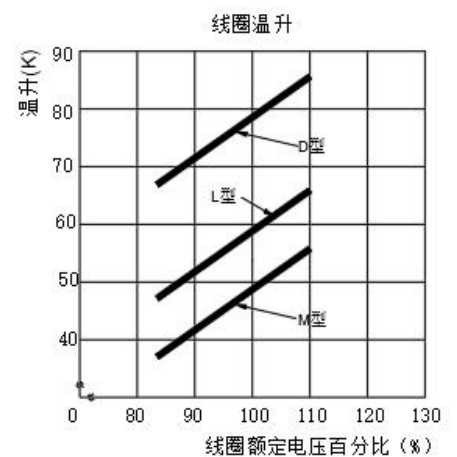
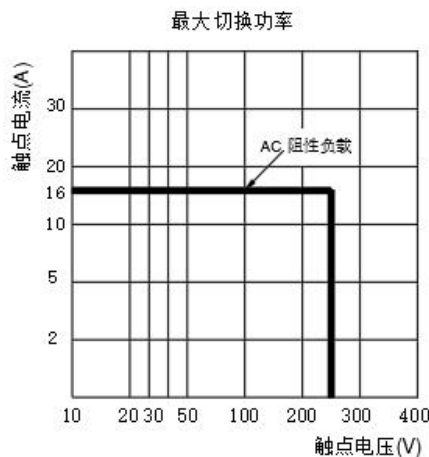
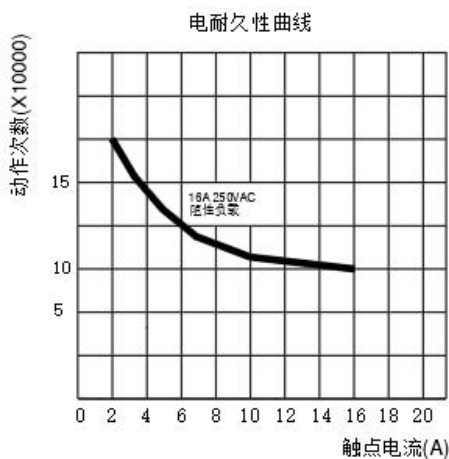
■ CHARACTERISTICS DATA 性能参数

Insulation Resistance绝缘阻值	1000MΩ Min at 500VDC
Dielectric Strength Between Open Contacts触点间耐压	1000VAC(for one minute)
Between Contacts and coil触点与线圈间耐压	4000VAC(for one minute)
Operate Time吸合时间	10ms
Release Time释放时间	5ms
Temperature Range环境温度	-40°C to +105°C
Insulation System 绝缘等级	F
Shock Resistance冲击	Operating Extremes动作极限: 10G
	Damage Limits破坏极限: 100G
Vibration Resistance振动	10-55Hz, 1.5mm双振幅
Max. switching frequency最大转换频率	Mechanical: 18,000operations/hr
	Electrical: 1,800operations/hr
Humidity湿度	5%-85% RH
Weight重量	Approx 7g
Safety Standard安全标准	UL、CUL、TUV、CQC

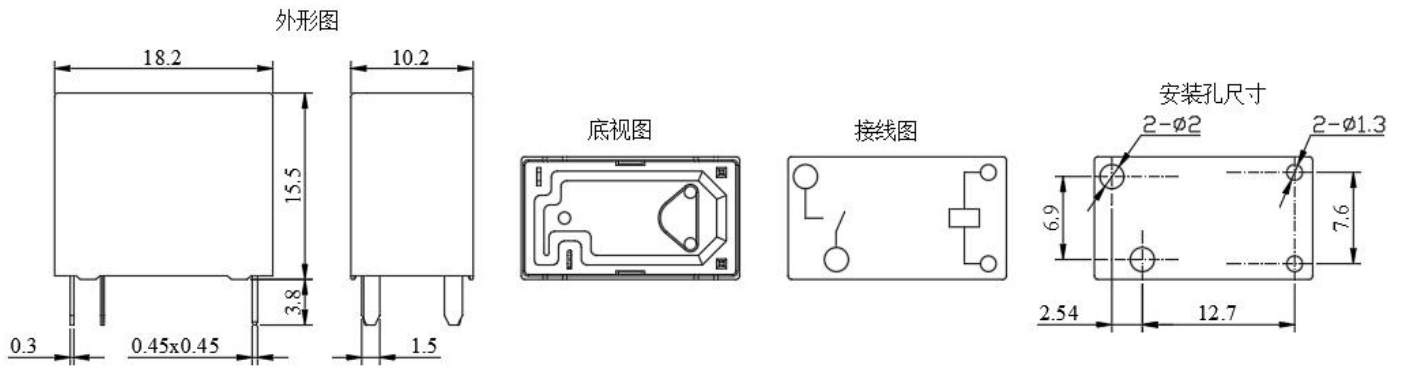
■ APPROVED STANDARDS 安全标准

Model(型号)	Coiling rating (线圈电压)	Safety Standard (安全标准)	Contact rating (触点负载)
TRG1N	3 to 48VDC	UL	16A 250VAC, TV-8 250VAC, 1HP 277VAC, 1/2HP 120VAC
		CQC	16A 277VAC
		TÜV	16A 277VAC

■ ENGINEERING DATA 设计参数



■ OVERALL AND MOUNTING DIMENSIONS 安装图



- 备注：1) 产品部分外形尺寸中未注尺寸公差：当外形尺寸 $\leq 1\text{mm}$ 时，公差为 $\pm 0.2\text{mm}$ ；当外形尺寸在 $1\sim 5\text{mm}$ 时，公差为 $\pm 0.3\text{mm}$ ；
当外形尺寸 $> 5\text{mm}$ 时，公差为 $\pm 0.4\text{mm}$ 。
- 2) 安装孔尺寸中未注尺寸公差均为 $\pm 0.1\text{mm}$ 。

声明：

本产品规格书仅供客户使用时参考，如有更改，恕不另行通知。